

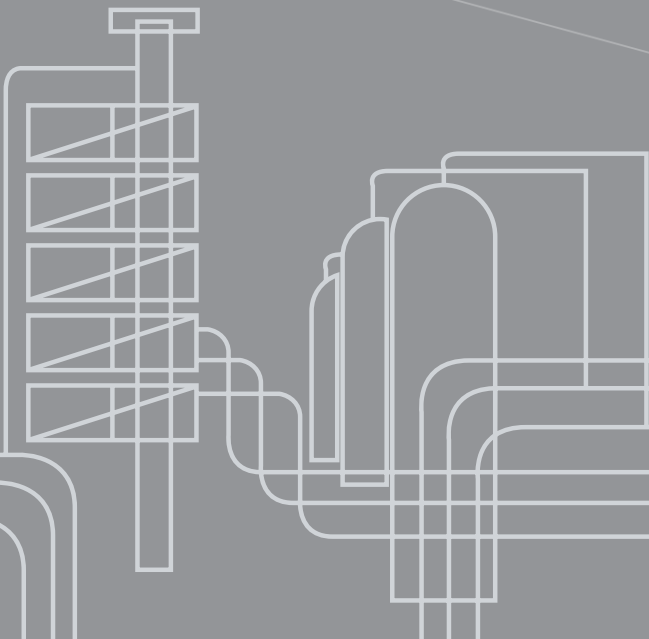


# Comeval®

Comeval Valve Systems



Thermal Isolation Removable Hoods  
[www.comeval.es](http://www.comeval.es)



## INDICE

Preface .....	3
Design Features .....	4
After market and Site Traceability Identificación.....	4
Attributes and benefits.....	5
Materials of Construction.....	5
Comparative chart between COMEVAL E+® removable and rigid hoods.....	6
Thermal Saving Calculation (RoI).....	6
Other COMEVAL associated products .....	6

## Preface

The COMEVAL E+® removable hoods are an optimal solution in terms of flexible singular equipment isolation versus the conventional rigid systems, especially on valves, turbines and other equipment requiring regular maintenance thus avoiding the rupture. They are an ideal system to be combined with the rigid systems used on pipes. The COMEVAL E+® removable hoods are easily installed without the need of specialised personnel therefore allowing an easy access to the isolated equipment. This system eliminates the usual loss of thermal efficiency and associated risks such as damages for ruptures of the conventional rigid systems.

The COMEVAL E+® removable hoods also ensure a stable temperature in the process system as well as significant thermal saving along the time, increasing the plant efficiency at lower energy expenditure and no emissions to atmosphere.


Other benefits can be found at the lower room temperature and no burning hazard for personnel in confined areas thus increasing the plant safety measures and labour health conditions.

The COMEVAL E+® removable hoods are designed and manufactured according to the equipment geometry thus increasing the performance in terms of thermal isolation.

The standard removable hoods are also completed with a range of fireproof hoods for additional safety.

The use of the COMEVAL E+® removable hoods in combination to our line of Valves mean the perfect combination for industrial applications when thermal saving and health and safety measures are a must

Our technical department will provide a professional back up to select the hood for your equipment just with few simple data. Our engineering area will research your system and will provide a fast report about the return of investment in terms of thermal saving.



**Design Features**

- \* Same thickness around the Hood area thanks to the individual and automated manufacture. They combine and fit smoothly to the pipework conventional rigid system.
- \* Up to 90% thermal saving is obtained with the use of the removable hoods in comparison to bare surfaces. No emissions.
- \* Drastic drop of the contact temperature in comparison to the bare Surface. More labour and health safety in confined areas.
- \* Diverse materials of construction smartly selected upon the fluid process temperature and environmental conditions. Asbestos free materials.



**After market and Site Traceability Identificación**

In case of requiring Hood, planning and commissioning our team is available to offer this service as well as assistance for predictive maintenance. Hoods are provided with the traceability tag to permit the identification of the Hood and the isolated valve for future maintenance.

Units used in the elaboration of this datasheet, unless otherwise specified, are: Dimensions in mm / Weights in Kgs / Kvs in m³/h / Pressure in barg (1 barg = 0.1 Mpa). Information concerning the installation, commissioning and maintenance of the equipment can be obtained from Technical department and/or Quality department of COMEVAL, S.L.

Attributes and benefits



- Light and flexible
- Easy commissioning; no need of specialised personnel
- Fast and reliable fixing by flexible springs, circlips and rings
- Fast Access to the isolated valve or equipment for checking
- High thermal efficiency: 85%- 90% recovery of thermal losses
- Anti-static design
- Water proof materials
- Long life span: environment resistant,
- Isolating surfaces are not in contact with typical rockwool that is easily worn down
- Asbestos Free
- Versatility: it can be reused on similar other equipment at anytime
- No fire risk by the absence of rockwool materials

Materials of Construction

**EXTERNAL LAYER (COOL SIDE):**

Material: Silicon based fabric, self-extinguishing, silver grey colour  
 Options: Double faced 80/80, other colours  
 Thickness:: 0,48mm  
 Weight 590 g/m<sup>2</sup>  
 Yield Stress:

Trama	400 Kg/cm
Urdimbre	250 Kg/cm

Maximal Working Temperature: -36°C +200°C  
 Fabric maximal temperature with no mechanical stress: +540°C

**ISOLATION LAYER:**

Material: Eco Bio soluble fibre  
 Thickness: Standar 38 mm (optional 25 mm or 50 mm )  
 Volumetry: 128 Kg/m<sup>3</sup>  
 Fire proof class: MO  
 Informe: Alkali wool Silicate (CAS N° 436083-99-7)  
 Temperature Range: -50°C +1100°C

**INTERNAL LAYER (HOT SIDE):**

Material: Glass fibre ,Inconel Stainless Steel braided  
 Terminación: Cream finishing RAL  
 Thickness: 0,35mm  
 Volumetry 630 g/m<sup>2</sup>  
 Yield stress:

Trama	900 Kg/cm
Urdimbre	700 Kg/cm

T Fabric maximal temperature with no mechanical stress: 600°C

**CLOSING CLIPS**

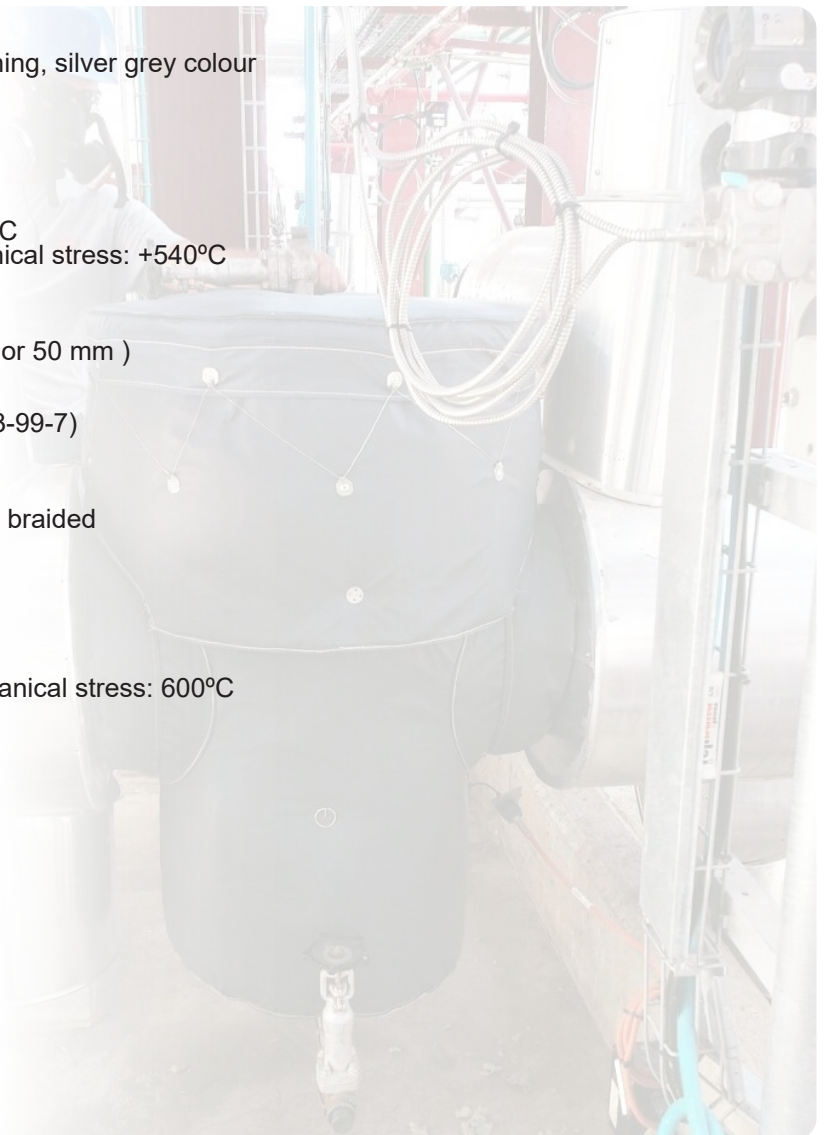
Standard : St. Steel Spring and circlips  
 Opción: Velcro adhesion FRT  
 Sliding rings in stainless steel

**TAG PLATES:**

PVC (Sewed)

**BRAIDS:**

Glass fibre braid



Units used in the elaboration of this datasheet, unless otherwise specified, are: Dimensions in mm / Weights in Kgs / Kvs in m<sup>3</sup>/h / Pressure in barg (1 barg = 0.1 Mpa).  
 Information concerning the installation, commissioning and maintenance of the equipment can be obtained from Technical department and/or Quality department of COMEVAL, S.L.

Comparative chart between COMEVAL E+® removable and rigid hoods

Features	Efficiency	Easy assembly / disassembly without specialised labour	Lightness	Flexibility	Impermeability	Long lasting	No thermal conductivity	No contact to isolating material
COMEVAL® E+ Hoods	👍	👍	👍	👍	👍	👍	👍	👍
Rigid Isolation Glass wool or rockwool + sheet metal	👍	👎	👎	👎	👎	👎	👍	👎
Rigid Isolation Glass wool or rockwool + plaster	👍	👎	👎	👎	👍	-	👎	👎

Thermal Saving Calculation (RoI)

Equipment to be isolated	DN	PN	TYPE ISOLA.	Hrs / Year	Place	Fuel / Price KWh	Energy Saving	Economic saving	Environm. Saving CO <sub>2</sub>
Glove valve	150	40	AT00	8760h	Boiler outlet pipe collector with low ventilation	Natural gas / 0,035 €/KWh	17.164 KWh/year	600,74 €/year	3,46 T/year
Y strainer	100	16			Back, moderate ventilation		10.794 KWh/year	377,78 €/year	2,18 T/year



COMEVAL VALVE SYSTEMS, S.L. y CIA., Soc. Comanditaria  
 Les Rotes, 15 46540 EL PUIG (Valencia) SPAIN  
 Telephone Switchboard: +34 96 147 90 11 | Fax: +34 96 147 27 99  
 Web: www.comeval.es

CERTIFICADO ISO 9001

**CÁLCULO DE AHORROS Y AMORTIZACIÓN  
 MANTAS DE AISLAMIENTO TÉRMICO COMEVAL E+**

COMEVAL VALVE SYSTEMS team can work out the thermal saving and RoI for your specific application with no engagement.

Other COMEVAL associated products

COMEVAL® FIRE PROOF HOODS

Thermal Isolation, it is specially recommended to isolate and protect singular equipment such as valves, heat exchangers or turbines from fires. In case of fire it delays the burning temperature allowing the firefighting team to extinguish the fire. Same as the COMEVAL E+ standard removable isolating hoods they are easy to install and disassembly by non-specialized plant personnel. They are long lasting hoods that bring up with all protective measures of a H&S plan. Please contact your COMEVAL E+ dealer for further information.



Leaking Proof Hoods COMEVAL®

Flexible and removable protecting bands for flanges and mechanical unions in pipework systems. Prevents potential hazard to personnel by direct or indirect atmospheric fluid leakage. Easy and fast assembly by means of steel wires, the bands are made in FEP materials and are withstanding up to 200°C. They are comprehensive of a leakage indicator for immediate visual detection.

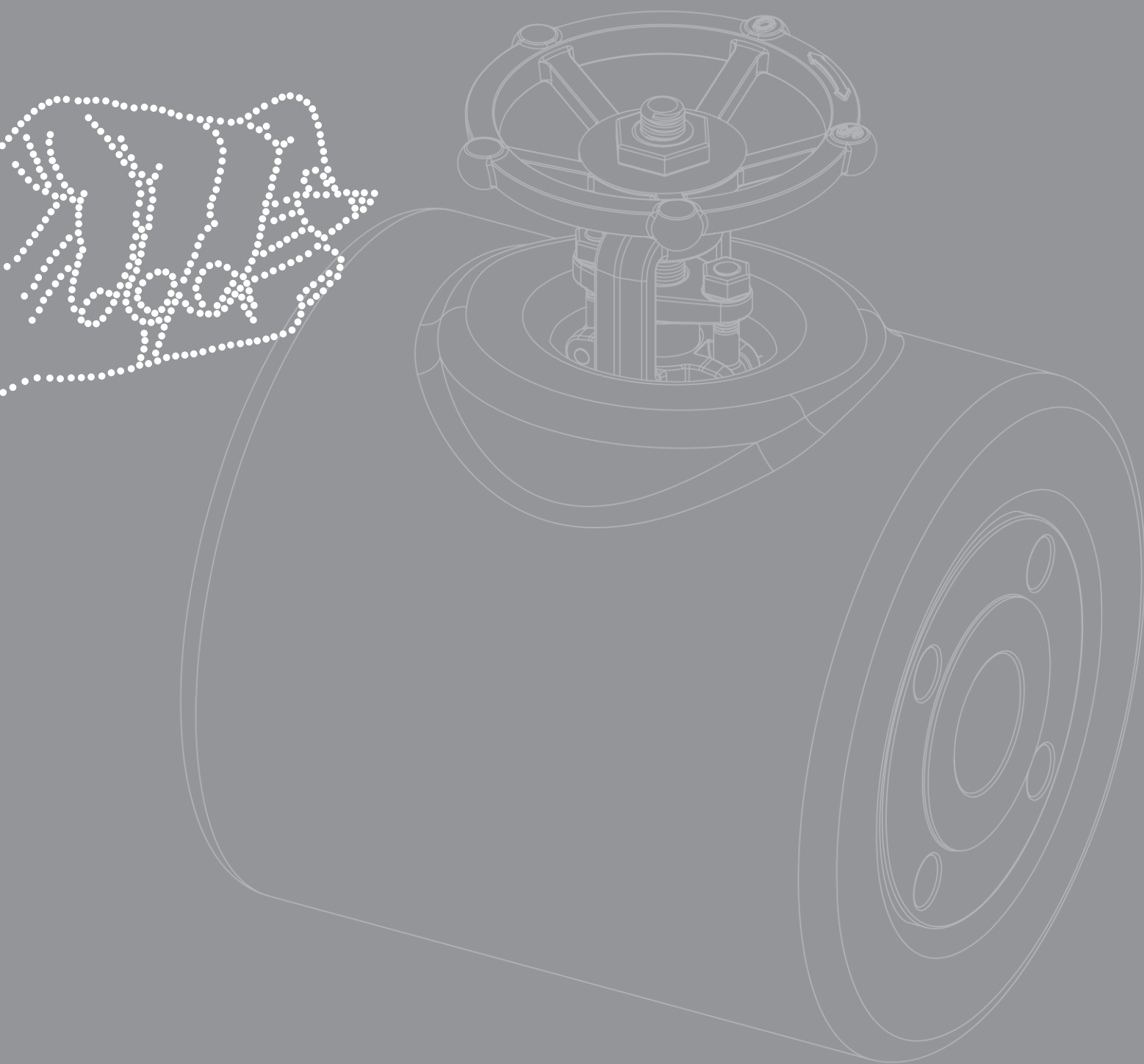


Obtain the maximal H&S protection to your plant workers.

Units used in the elaboration of this datasheet, unless otherwise specified, are: Dimensions in mm / Weights in Kgs / Kvs in m<sup>3</sup>/h / Pressure in barg (1 barg = 0.1 Mpa). Information concerning the installation, commissioning and maintenance of the equipment can be obtained from Technical department and/or Quality department of COMEVAL, S.L.

Moulding the success.

Comeval®



[www.comeval.es](http://www.comeval.es)